

DRAWING TYPE

CUSTOMER DRAWING

MARK

DATE

DESCRIPTION

DESIGN

D

2016.04.16

ADD PERFORMANCE

CHEN

E

2017.06.12

Change Plating Note

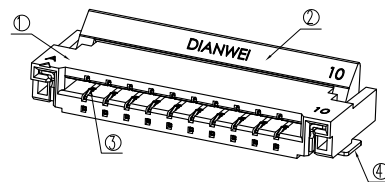
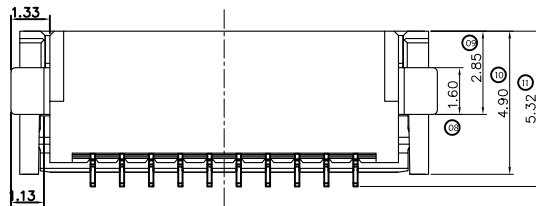
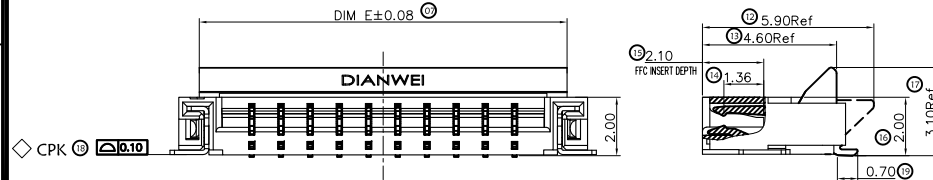
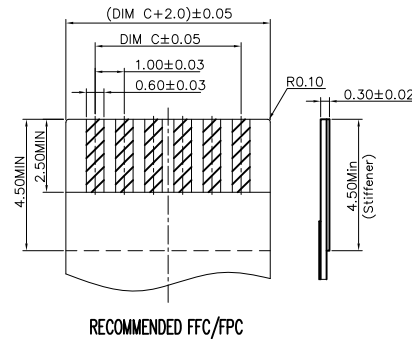
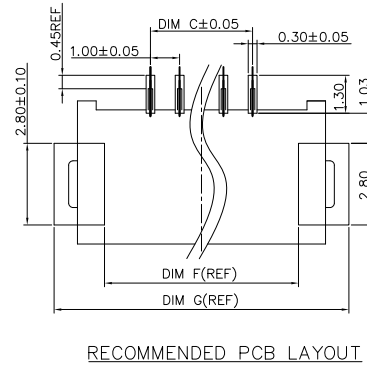
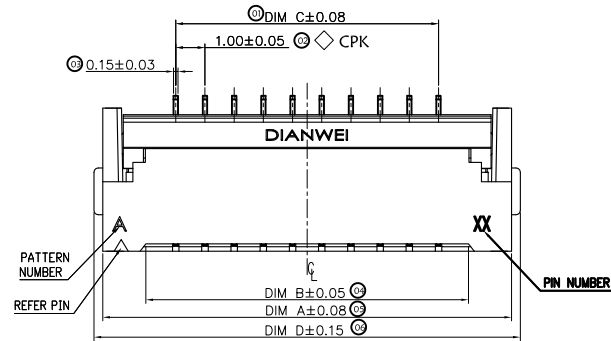
CHEN

F

2020.05.06

UPDATE DRAWING

CHEN



1. FPC NOT MATING CONDITION BANNED CLOSURE

2. PART NO. LEGEND:

8.04A0.***200

① ② ③ ④ ⑤

① SERIES NAME: 8.04A0±.0MM FFC/FPC DUAL CONTACT SIDE CONNECTOR(H=2.0mm)

② CONTACT PIN NUMBER: ***=CONTACT PIN NUMBER

③ CONTACT AREA PLATING SPEC: GOLD PLATING: 2=1~3u"; 3=5u"; 4=10u"; 5=15u"

SOLDER AREA PLATING SPEC: GOLD PLATING: 2=1~3u"; 3=5u"; 4=10u"; 5=15u"

④ UNSPECIFIED: 0=NONSENSE

⑤ UNSPECIFIED: 0=NONSENSE

3. PERFORMANCE:

3.1: CURRENT RATING: 0.5A/PIN.

3.2: VOLTAGE RATING: 50V (AC/DC).

3.3: CONTACT RESISTANCE: INITIAL VALUE 30mOHM Max,

3.4: INSULATION RESISTANCE: 500MOHM Min.

3.5: DIELECTRIC WITHSTANDING VOLTAGE: 250V AC FOR 1MINUTE;

3.6: DURABILITY: 20 TIMES Min.

3.7: OPERATING TEMPERATURE: -40°C~+85°C

OPERATING HUMIDITY RANGE: 20% TO 85%

Pin No.	P/N	DIM A	DIM B	DIM C	DIM D	DIM E	DIM F	DIM G
04	8.04A0.004200	8.00	5.05	3.00	8.60	6.60	6.40	9.60
05	8.04A0.005200	9.00	6.05	4.00	9.60	7.60	7.40	10.60
06	8.04A0.006200	10.00	7.05	5.00	10.60	8.60	8.40	11.60
07	---	11.00	8.05	6.00	11.60	9.60	9.40	12.60
08	8.04A0.008200	12.00	9.05	7.00	12.60	10.60	10.40	13.60
09	---	13.00	10.05	8.00	13.60	11.60	11.40	14.60
10	8.04A0.010200	14.00	11.05	9.00	14.60	12.60	12.40	15.60
11	---	15.00	12.05	10.00	15.60	13.60	13.40	16.60
12	8.04A0.012200	16.00	13.05	11.00	16.60	14.60	14.40	17.60
13	8.04A0.013200	17.00	14.05	12.00	17.60	15.60	15.40	18.60
14	8.04A0.014200	18.00	15.05	13.00	18.60	16.60	16.40	19.60
15	8.04A0.015200	19.00	16.05	14.00	19.60	17.60	17.40	20.60
16	8.04A0.016200	20.00	17.05	15.00	20.60	18.60	18.40	21.60
17	---	21.00	18.05	16.00	21.60	19.60	19.40	22.60
18	8.04A0.018200	22.00	19.05	17.00	22.60	20.60	20.40	23.60
19	---	23.00	20.05	18.00	23.60	21.60	21.40	24.60
20	8.04A0.020200	24.00	21.05	19.00	24.60	22.60	22.40	25.60
21	---	25.00	22.05	20.00	25.60	23.60	23.40	26.60
22	---	26.00	23.05	21.00	26.60	24.60	24.40	27.60
23	---	27.00	24.05	22.00	27.60	25.60	25.40	28.60
24	8.04A0.024200	28.00	25.05	23.00	28.60	26.60	26.40	29.60
25	---	29.00	26.05	24.00	29.60	27.60	27.40	30.60
26	8.04A0.026200	30.00	27.05	25.00	30.60	28.60	28.40	31.60
27	8.04A0.027200	31.00	28.05	26.00	31.60	29.60	29.40	32.60
28	8.04A0.028200	32.00	29.05	27.00	32.60	30.60	30.40	33.60
29	---	33.00	30.05	28.00	33.60	31.60	31.40	34.60
30	8.04A0.030200	34.00	31.05	29.00	34.60	32.60	32.40	35.60
36	8.04A0.036200	40.00	37.05	35.00	40.60	38.60	38.40	41.60
40	8.04A0.040200	44.00	41.05	39.00	44.60	42.60	42.40	45.60

4	STATOR	BRASS		2
3	TERMINAL	PHOSPHOR BRONZE		POSITIONS
2	COVER	THERMOPLASTIC UL94V-0	BLACK	1
1	HOUSING	THERMOPLASTIC UL94V-0	NATURAL	1
NO.	COMPONENTS	MATERIALS	FINISH/COLOR	SPECIFICATION
				QUANTITY

DIANWEI

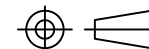
东莞市钿威电子科技有限公司

DONGGUAN DIANWEI ELECTRONIC TECHNOLOGY CO., LTD

Tel: +86-769-8788 8322 Fax: +86-769-8788 8321 E-mail: sales@dianwei.cn Http://www.dianwei.cn

UNLESS OTHERWISE SPECIFIED TOLERANCE

ANG	TOL	DIM	TOL
.X	±3.0°	.X	±0.20
.XX	±2.0°	.XX	±0.10
.XXX	±1.0°	.XXX	±0.05



APPROVED

VERIFIED

DRAWING NO

8.04A0-C

DESIGN

CHEN

PART NAME:

1.0MM FFC/FPC DUAL CONTACT SIDE CONNECTOR(H=2.0mm)

PART NO.

8.04A0.***200

DATE

UNITS

SCALE

PAGE

REV

2020.05.06

mm

1:1

1/1

F

NOTE: ALL RIGHTS RESERVED, BANNED COPY!

QP-04-33-B

